FE6156H-V2

规格书（Datasheet）

文档版本（Document Version）：01

发布日期（Publication Date）：2024-06-25

服务热线（Service hotline）：4008-033-022

官方网站（Website）：www.flexem.com

1 产品概述

1.1 产品简介

繁易工业触摸屏 6000 系列，新一代物联网人机界面。延续了繁易触摸屏 4000 系列高可靠性，高性能，铝合金外壳。全新开模，采用更加实用的向后出线方式；重新设计的外观，拥有更高的颜值；有更高分辨率机型可选。

通过选配 FLink 物联网模块，可以立即升级为物联网人机界面，享受完整的繁易工业物联网云平台服务。

1.2 产品外观



2 产品规格

分类	项目	参数
硬件参数	显示屏	15.6” 16:9 TFT LCD 屏
	分辨率	1920×1080
	色彩	65K
	亮度	250 cd/m²
	背光	LED
	LCD 寿命	50000 小时
	触摸屏	4 线工业电阻触摸屏
	CPU	4 核 1.2G Cortex-A53 处理器
	内存	512MByte DDR
	Flash	4G Byte FLASH
	RTC	实时时钟内置
	以太网接口	1 个 10M/100M 自适应 RJ-45 接口
	USB 端口	1 个 USB Type-C 2.0 接口，1 个 USB Type-A 2.0 接口
	SD 卡	Micro SD (TF)卡
	蓝牙	不支持
	程序下载方式	USB Slave/U 盘/以太网
	串行通讯端口	COM1：RS232/RS485/RS422 COM2：RS485/RS422 COM3：RS232
	液晶可视角度（T/B/L/R）	85°/85°/85°/85°
电气规格	额定功率	<18W
	额定电压	DC24V，可工作范围 DC 18V~28V
	电源保护	采用电源隔离模块，具备雷击浪涌保护
	允许失电	<5mS
	CE&RoHS	符合 EN61000-6-2:2019，EN61000-6-4:2019 标准 符合 RoHS 雷击浪涌±1kV，群脉冲±2kV；

分类	项目	参数
		静电接触 4kV，空气放电 8kV
环境要求	工作温度	0~50℃
	存储温度	-20~60℃
	防紫外线	禁止在强紫外线环境下工作（例如阳光直射）
	环境湿度	10%~90%RH（无冷凝）
	抗震性	10~25Hz（X、Y、Z 方向 2G/30 分钟）
	冷却方式	自然风冷
机械特性	安装方式	嵌入式安装/VESA 安装
	防护等级	前面板符合 IP65（配合平整盘柜安装），机身后壳符合 IP20
	机械结构	铝合金外壳
	开孔尺寸	380mm×245mm
	整机尺寸	394mm×256mm×36mm，厚度 22mm 不含扩展
	整机重量	约 2250g

3 接线定义

3.1 电源端子

电源端子（Pin1~Pin3 从左至右）	引脚	功能
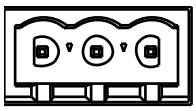	Pin1	DC24V
	Pin2	GND
	Pin3	FG

3.2 DB9 串口

	引脚	COM1(RS485)	COM1(RS422)	COM1(RS232)	COM3(RS232)
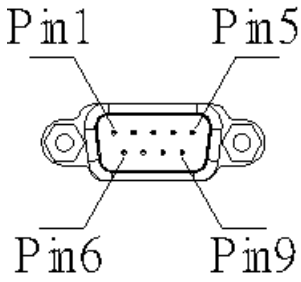	Pin1	B-	Rx-		
	Pin2			RxD	
	Pin3			TxD	
	Pin4		Tx-		
	Pin5			GND	GND
	Pin6	A+	Rx+		
	Pin7				RxD
	Pin8				TxD
	Pin9		Tx+		

3.3 RS485 串口

COM2()	引脚	功能
	Pin1	Rx+(A)
	Pin2	Rx-(B）
	Pin3	GND
	Pin4	Tx+
	Pin5	Tx-

3.4 FLink 扩展模块

FLink 扩展模块		
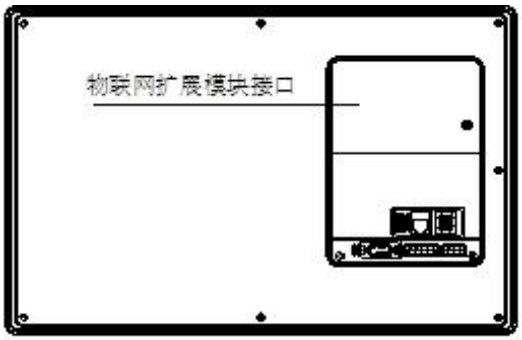	扩展模块卡槽	支持模块： FLink FLink-2G-A FLink-4G-C FLink-4G-A FLink-WiFi-A

3.5 USB Type-A 2.0 接口

主口功能：用于连接 U 盘，扫码枪等外设.

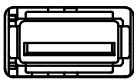

3.6 USB Type-C 2.0 接口

从口功能：用于下载程序与调试。

3.7 以太网网口

RJ45 用于与控制器进行以太网设置或者用于连接服务器

4 产品尺寸

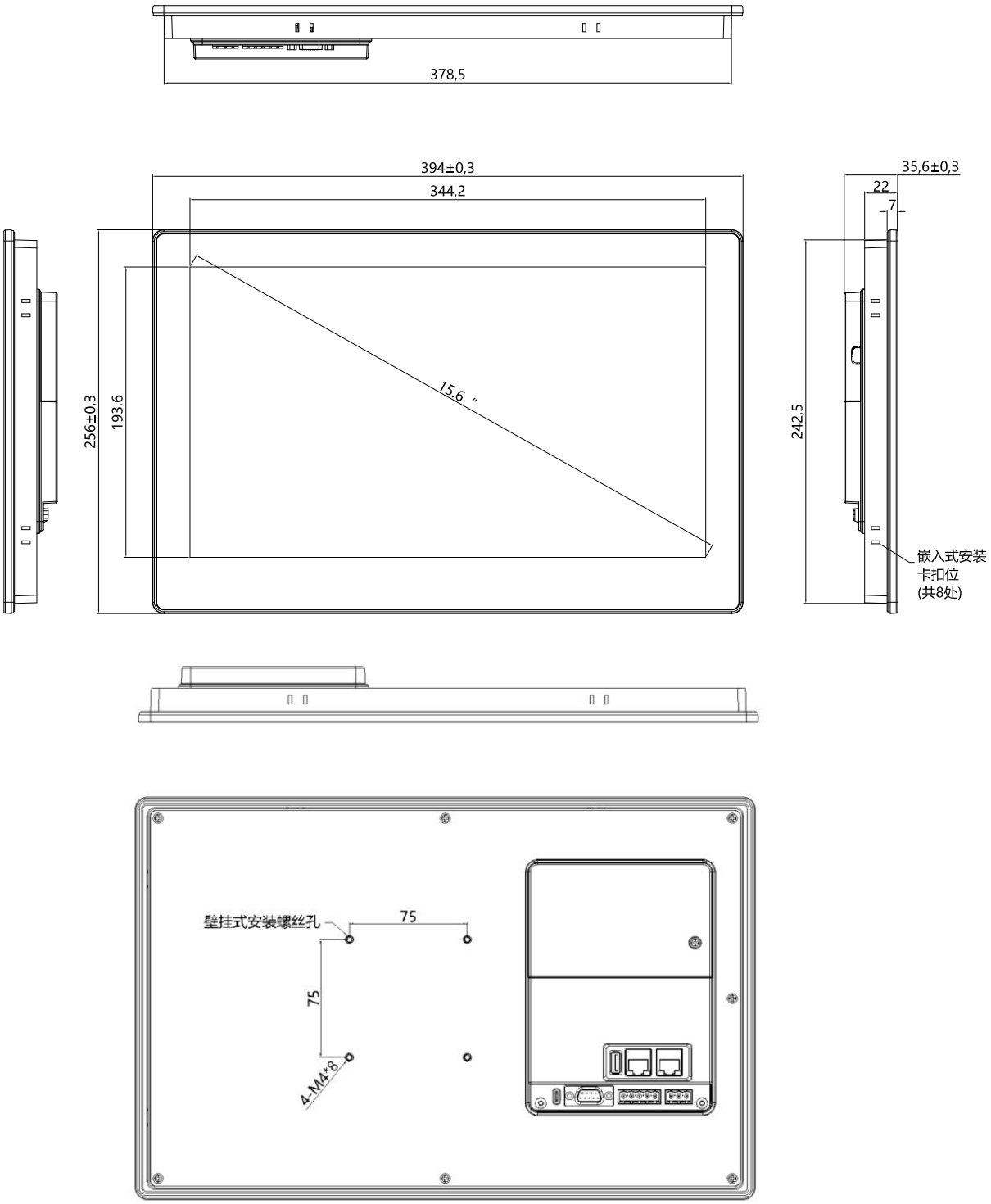

嵌入式安装开孔尺寸：380mm*245mm

5 安装示意图

5.1 FLink 安装示意图

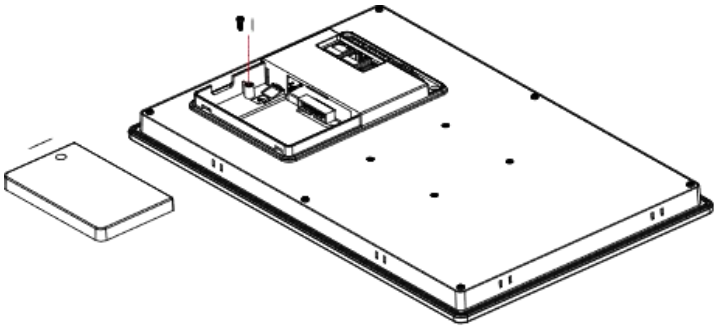

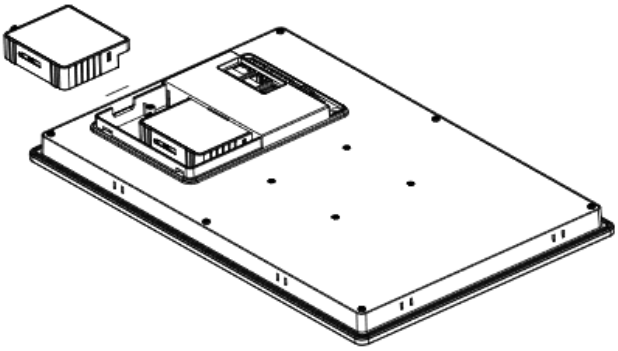

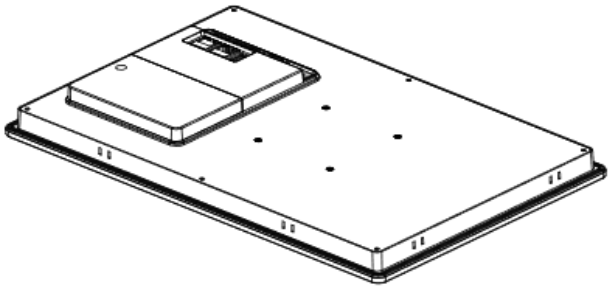

5.2 TF 卡安装示意图

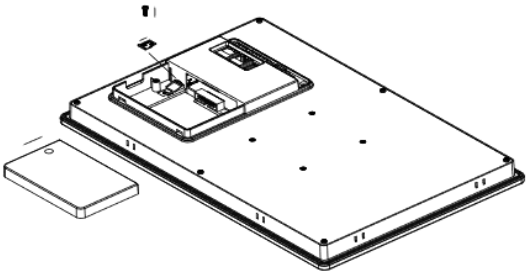

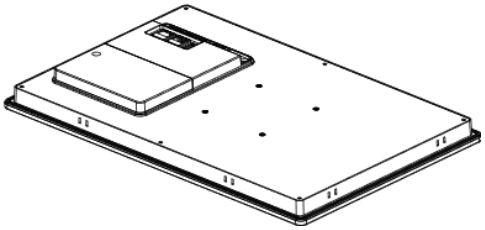

5.3 VESA 安装示意图

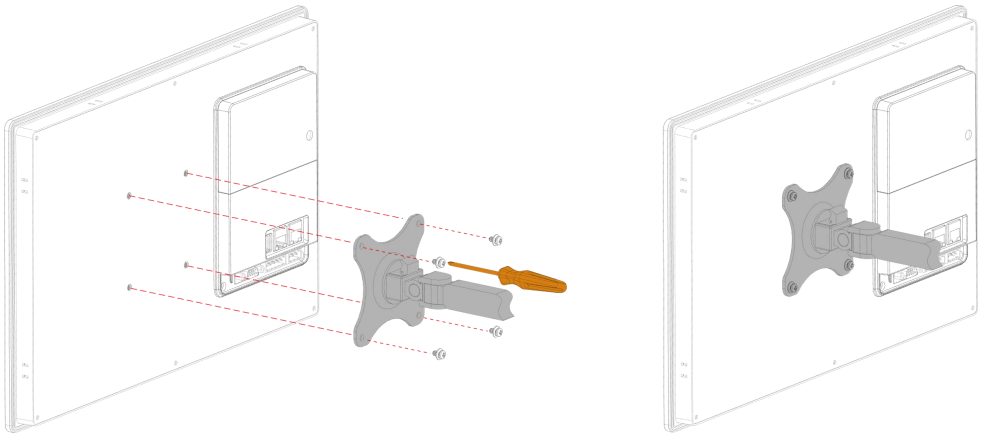

附件包括：螺丝 PM4*8 （不含挂架）

6 Product Overview

6.1 Product introduction

Flexem Industrial HMI 6000 Series , a new generation of IoT human-machine interface. It is high-quality and cost-effective touch screen , aluminum alloy shell , high possibility , high reliability. The main board is treated with a special coating (three anti-paint) to adapt to harsh environments. The new model opens with a more practical down-line approach , and the redesigned front face has a better looking look , and higher resolution model is available.

By selecting the FLink IoT module , you can upgrade the IoT human-machine interface immediately a nd uses complete and convenient industrial IoT cloud platform service.

6.2 Product Appearance



7 Specifications

Category	Item	Description
Hardware	Display	15.6” 16:9 TFT LCD
	Resolution	1920×1080
	Colors	65K
	Brightness	250 cd/m²
	Backlight	LED
	LCD Lifetime	50000 hours
	Touch Panel	4-wire industrial resistive touchscreen
	CPU	4-core 1.2G Cortex-A53 Processor
	Storage	512MByte DDR
	Flash	4G Byte FLASH
	RTC	Built-in
	Ethernet	1* 10M/100M self-adaptive RJ45 port
	USB Port	1*USB Type-C 2.0 port; 1* USB Type-A 2.0 port
	SD card	Micro SD (TF) card
	Bluetooth	NA
	Program Download Method	USB Slave/Flash drive/Ethernet
	Serial Port	COM1：RS232/RS485/RS422 COM2：RS485/RS422 COM3：RS232
	LCD Viewing Angles (T/B/L/R)	85° /85° /85° /85°
Electrical feature	Rated Power	<18W
	Rated Voltage	DC24V ,operational range:DC 18V~28V
	Power Protection	Lightning surge protection
	Power Interruption Tolerance	<5ms

Category	Item	Description
	CE&RoHS	EN61000-6-2:2019 and EN61000-6-4:2019 standards certified;RoHS certified;lightning surge±1kV; group pulse±2kV;electrostatic contact 4kV ,air discharge 8kV
Environmental requirement	Operating Temperature	0~50℃
	Storage Temperature	-20~60℃
	UV Resistance	Operating in high UV environment is prohibited(e.g. ,in direct sunlight)
	Environmental Humidity	10%~90%RH(non-condensing)
	Vibration Endurance	10~25Hz(X/Y/Z direction ,2G/30 minutes)
	Cooling Method	Natural air cooling
Mechanical feature	Installation	Embedded Installation/VESA Installation
	Protection Level	Front:IP65(with flush panel cabinet installation) ,Rear:IP20
	Enclosure Material	Aluminum alloy housing
	Cutout Dimensions	380mm×245mm
	Dimensions	394mm×256mm×36mm
	Weight	About 2250g

8 Wiring Definition

8.1 Power Terminal

Power Terminal(Pin 1~3 from left to right)	Pin	Description
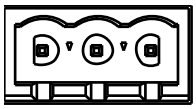	Pin1	DC24V
	Pin2	GND
	Pin3	FG

8.2 DB9 Serial Port

	Pin	COM1(RS485)	COM1(RS422)	COM1(RS232)	COM3(RS232)
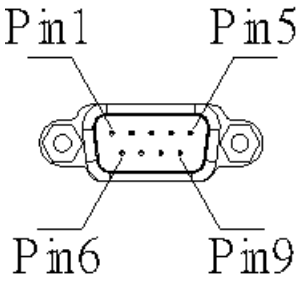	Pin1	B-	Rx-		
	Pin2			RxD	
	Pin3			TxD	
	Pin4		Tx-		
	Pin5			GND	GND
	Pin6	A+	Rx+		
	Pin7				RxD
	Pin8				TxD
	Pin9		Tx+		

8.3 RS485

COM2(Pin1~5 from left to Right)	Pin	Description
	Pin1	Rx+(A)
	Pin2	Rx-(B）
	Pin3	GND
	Pin4	Tx+
	Pin5	Tx-

8.4 FLink Expansion Module

	Module supported
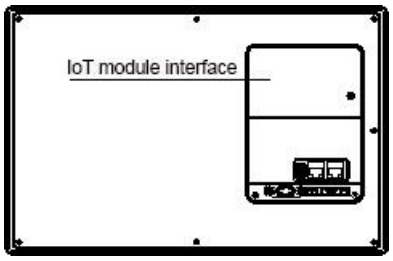	FLink FLink-2G-A FLink-4G-C FLink-4G-A FLink-WiFi-A

8.5 USB Type-A 2.0 Port

Host port:Used for flash drive or bar code scanner.

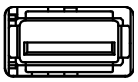

8.6 USB Type-C 2.0 Port

Slave port:Used for program download and debugging.

8.7 Ethernet Port

RJ45 port for Ethernet communication with the controller or server.

9 Dimension

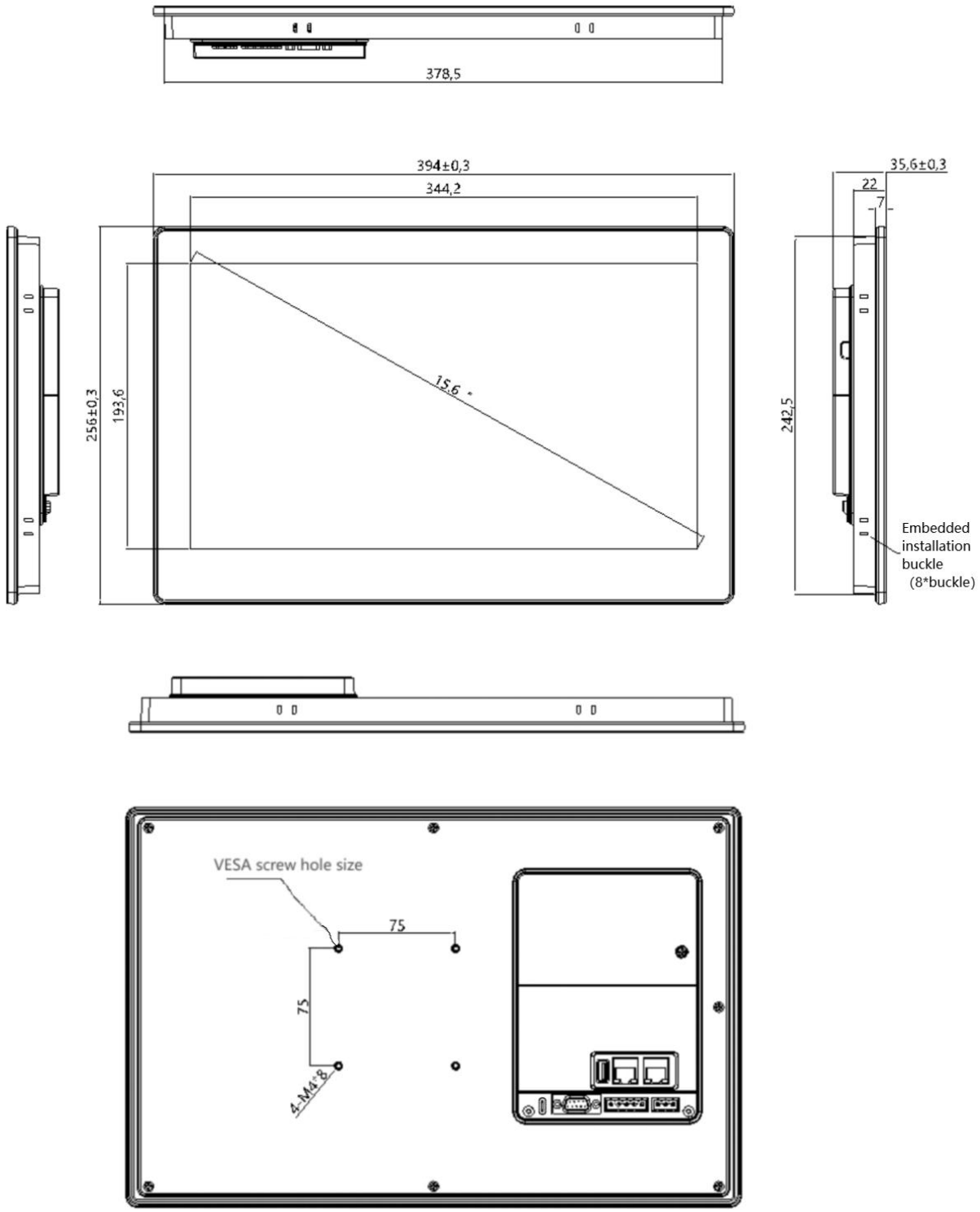

Flush-mounted installation cutout dimensions:380mm*245mm

10 Installation Schematic Diagram

10.1 FLink Installation Diagram

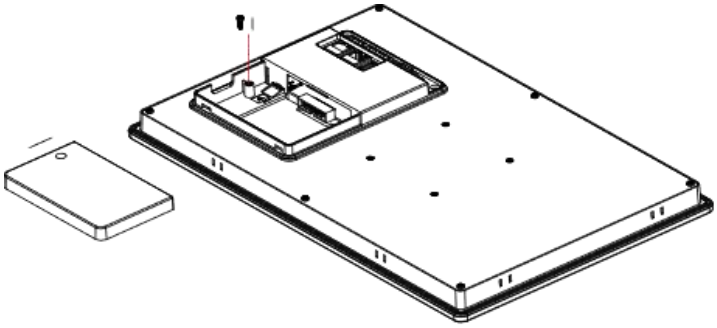

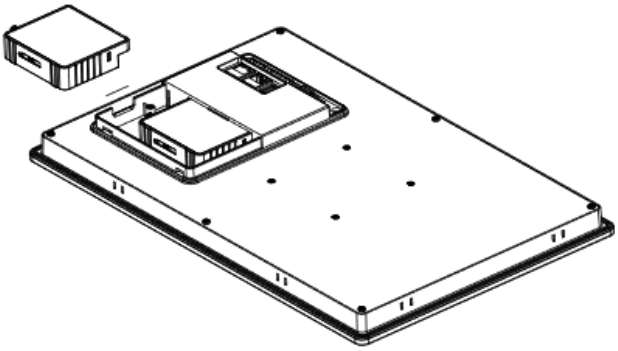

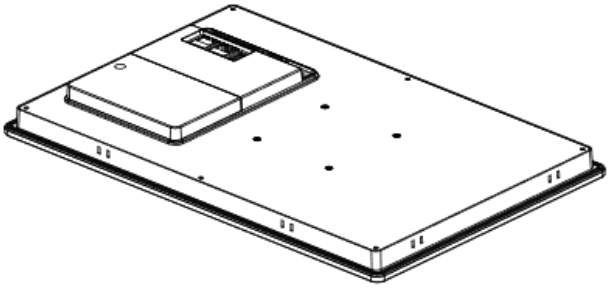

10.2 TF Card Installation Diagram

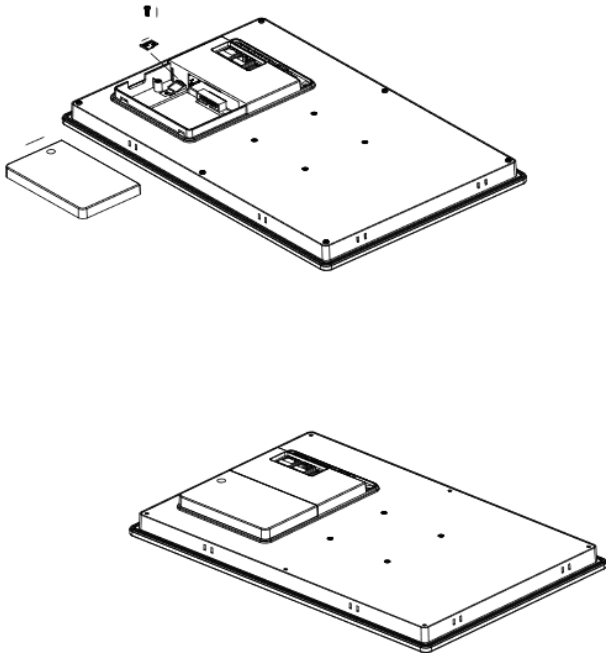

10.3 VESA Installation Diagram

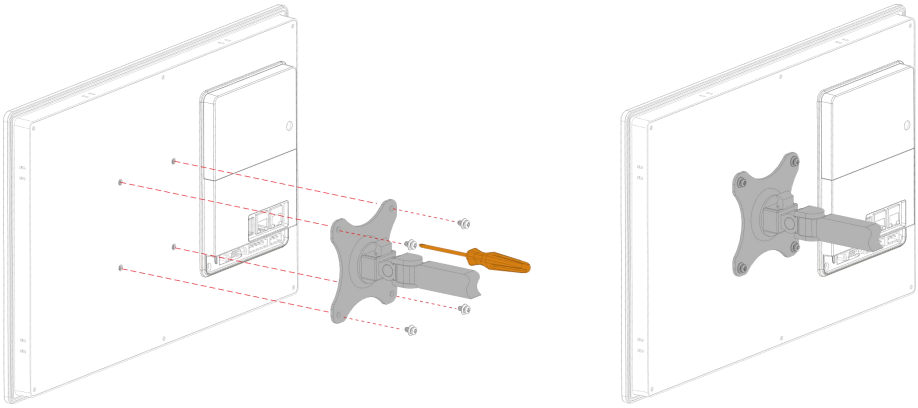

Screw PM4*8 (without hanger)